

# SP Series Stainless Steel Pool & Spa Heat Exchangers

---

## Instruction

---

Thank you for purchasing our all stainless steel pool & spa heat exchanger, our heat exchanger is fully constructed with stainless steel 316L shell and stainless steel 316L corrugated inner tubes this ensures high velocities inside the unit making pool & spa heat exchanger a very reliable, efficient and cost effective way to transfer heat indirectly between any boiler circuit and any pool or spa circuit, besides other application.

We have a large range of heat exchangers well suited from small spa up to Olympic size pools, our units are rated from 55,000 to up to 1,200,000 BTU/H.

Please contact your nearest sales representative to assist you with the sizing of each application.



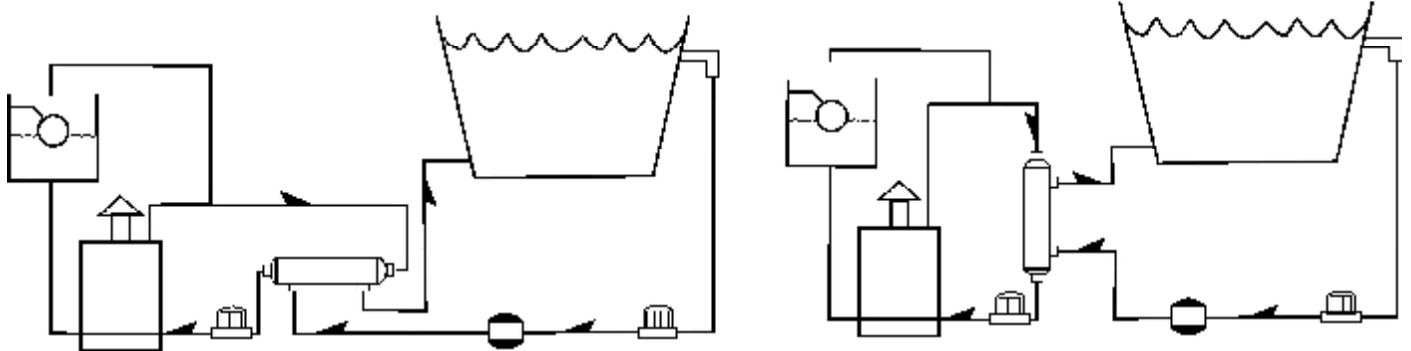
## Mounting

---

The method of mounting used is total responsibility of the installer. The units are designed for both horizontal and vertical mounting, it is recommended to always install the unit with a mounting bracket fixed to a wall, and/or ceiling or floor to prevent hammer heads or vibrations which could damage the unit, the use of expansion joints on the boiler circuit is recommended.

### *Horizontal Mounting*

### *Vertical Mounting*



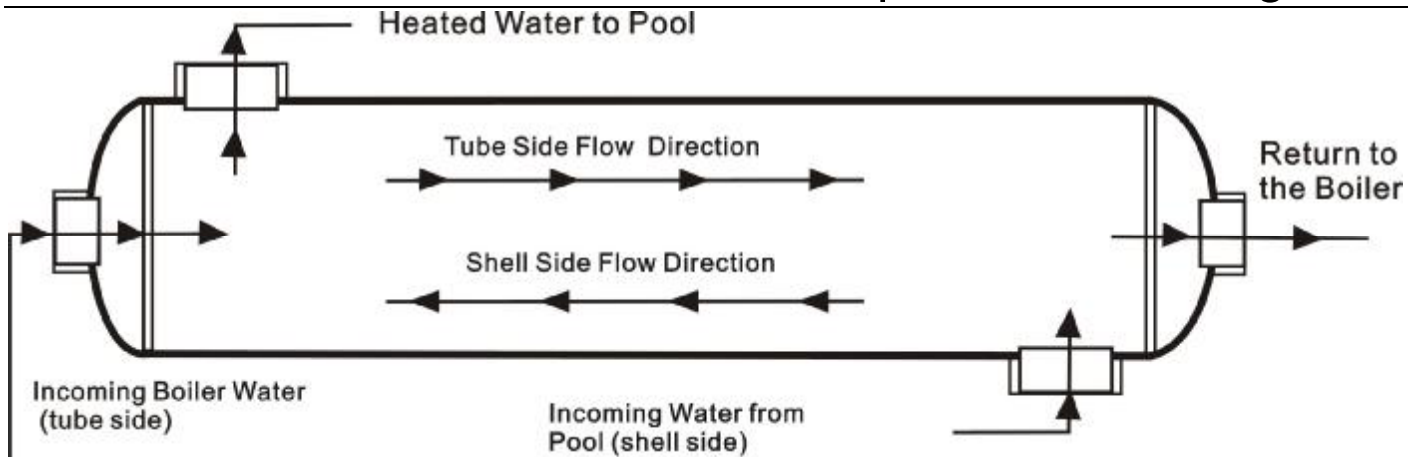
## Installation Instructions

---

Important: Always install the pool & spa heat exchanger in a counter flow pattern, as shown in the following figure.

# SP Series Stainless Steel Pool & Spa Heat Exchangers

---



Pool & spa heat exchangers should be installed downstream of the filtration and pumping equipment. The boiler water must be assisted and the usual precautions taken to prevent air locks. The pool water pump should be controlled by a thermostat in the pool pipe work before the heat exchanger and set at the required temperature.

## Operation Instructions

---

It is really important that these instructions are followed to prevent any corrosion or erosion of pool & spa heat exchanger.

- A) Always keep PH within correct levels. The ideal pool pH should be kept between 7.4 to 7.6, it is really extremely important to avoid pH to fall below 7.2 or above 7.8, you must check on a daily basis. Modify your pool condition if necessary.
- B) You must ensure that the chlorine levels are in the range recommended by your pool chemicals supplier and they are aligned to your specific needed.
- C) If you have installed a by-pass fitted to the heat exchanger circuit, it is important that any valve is correctly positioned to allow the recommended pool water flow to pass through the heat exchanger unit.
- D) The filter should be checked regularly, specially sand filters, this type of filtration if working improperly will allow sand to pass around the pool circuit causing erosion of the heat exchanger and other components of the system as well.
- E) It is of main importance that the correct chlorine dosage is added to the pool. To allow proper dispersion of this chemical into the pool, distribute evenly in the different area of it, do not does in one area only as this will create highly acidic areas which can cause irreversible damage to the heat exchanger.
- F) Keep pool free from leaves and other debris, all organic matter can decay an increase the pool

# SP Series Stainless Steel Pool & Spa Heat Exchangers

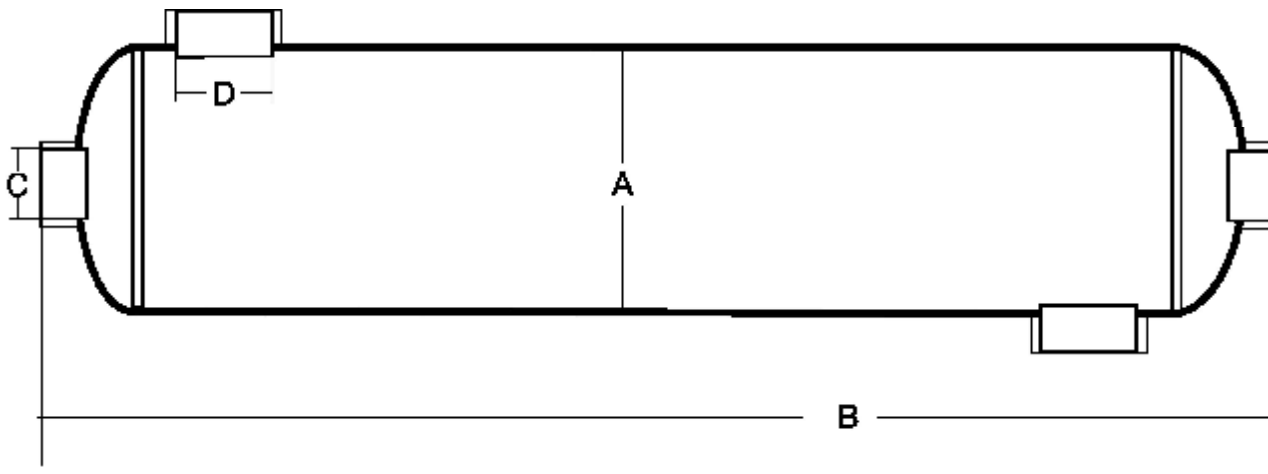
pH causing damage to the unit.

- G) It is important to winterize properly if the pool is exposed to winter conditions, we recommended fully draining down the heat exchanger or removing it completely from the installation through the duration of the shutdown period, otherwise icing of the unit would damage the heat exchanger for good.
- H) Always choose harmless cleaning liquids if needed and clean carefully.
- I) Pool & spa heat exchangers are not suited for saline or sea water environments.
- J) Chlorinator should be in optimal working conditions.

## Specifications of Pool & Spa Heat Exchangers

Model	A (mm)	B (mm)	C(FNPT)	D(FNPT)
SP-55K	60	360	1"	1 1/2"
SP-85K	60	520	1"	1 1/2"
SP-155K	76	450	1"	1 1/2"
SP-210K	76	570	1 1/2"	1 1/2"
SP-300K	76	780	1 1/2"	1 1/2"
SP-360K	89	830	1 1/2"	2"
SP-600K	114	900	2"	2 1/2"
SP-1200K	133	900	2"	2 1/2"

Note: Units with the same side shell connections are available.



# SP Series Stainless Steel Pool & Spa Heat Exchangers

---

## Quick Selection of Pool & Spa Heat Exchanger

---

Model	Normal Capacity		Pool Capacity	Heat transfer area
	kW	Kbtu/hr	Gallons/1°F/hr	m <sup>2</sup>
SP-55K	16	55	4700	0.15
SP-85K	25	85	7300	0.25
SP-155K	45	155	13300	0.33
SP-210K	61	210	18000	0.44
SP-300K	88	300	25800	0.64
SP-360K	105	360	31500	0.85
SP-600K	175	600	52500	1.55
SP-1200K	352	1200	105600	2.01

**Note:**

1. For occasional (holidays & weekends) use pools we recommend a 2x output multiplier to obtain a 2°F/hr heat up rate;
2. Nominal values are based on 60°C temperature between incoming heating and heated water.

**IMPORTANT!!!  
IF ANY OF THE PREVIOUS CONDITIONS IS NOT FULLY  
COMPLIED THE WARRANTY OF THIS UNIT IS VOID.**

Technical or commercial considerations may, from time to time to alter the design, performance and dimensions of the equipment and the right is reserved to making such changes without previous notice.

### Stainless Steel Pool & Spa Heat Exchangers

Contact your nearest representative.